



US00D792858S

(12) **United States Design Patent**
Tehranchi

(10) **Patent No.:** **US D792,858 S**

(45) **Date of Patent:** **** Jul. 25, 2017**

(54) **ACCESS DEVICE HOUSING**

(71) Applicant: **ELIKA ACCESS SYSTEMS, LLC**,
Irvine, CA (US)

(72) Inventor: **Ali Tehranchi**, Irvine, CA (US)

(73) Assignee: **ELIKA ACCESS SYSTEMS, LLC**,
Irvine, CA (US)

(**) Term: **15 Years**

(21) Appl. No.: **29/561,488**

(22) Filed: **Apr. 15, 2016**

(51) **LOC (10) Cl.** **13-03**

(52) **U.S. Cl.**
USPC **D13/164; D14/383**

(58) **Field of Classification Search**
USPC D13/162, 164, 184; D14/130, 159, 383,
D14/385, 387; D10/104.1, 106.95
CPC ... H04M 1/72; H04M 11/025; G07C 9/00174;
G07C 9/00825; G07C 9/00865; G07C
9/00873; G07C 9/00896
See application file for complete search history.

(56) **References Cited**

U.S. PATENT DOCUMENTS

D264,194 S *	5/1982	Jaretsky	D10/106.1
D310,791 S *	9/1990	Farrell	D10/106.95
D390,837 S *	2/1998	Hower	D10/104.1
D401,178 S *	11/1998	Liu	D10/106.6
6,041,106 A *	3/2000	Parsadayan	H04M 11/025 379/102.06
D429,702 S *	8/2000	Maruta	D13/162
6,326,754 B1 *	12/2001	Mullet	G07C 9/00182 318/266
D456,365 S *	4/2002	Suen	D13/164
D457,144 S *	5/2002	Suen	D13/162

D467,558 S *	12/2002	Morimoto	D13/164
D468,272 S *	1/2003	Parsadayan	D13/162
6,748,061 B2 *	6/2004	Ahlstrom	H04M 11/04 379/102.01
D497,319 S *	10/2004	Shaanan	D10/104.1
D521,458 S *	5/2006	Wojciechowski	D13/164
7,173,516 B2 *	2/2007	Mullet	G07C 9/00182 318/280
7,375,484 B2 *	5/2008	Murray	G07C 9/00174 318/445
8,144,184 B2 *	3/2012	Carter	H04M 11/025 348/14.06
D673,153 S *	12/2012	Bousfield	D14/385
8,330,572 B2 *	12/2012	Rodriguez	G07C 9/00182 340/13.28
8,587,404 B2 *	11/2013	Laird	E05F 15/684 116/2
9,396,598 B2 *	7/2016	Daniel-Wayman	G07C 9/00309

* cited by examiner

Primary Examiner — Selina Sikder

(74) *Attorney, Agent, or Firm* — Jafari Law Group, Inc.

(57) **CLAIM**

The ornamental design for an access device housing, as shown and described.

DESCRIPTION

FIG. 1 illustrates a perspective view of an access device housing;

FIG. 2 illustrates a front view thereof;

FIG. 3 illustrates a right-side view thereof;

FIG. 4 illustrates a left-side view thereof;

FIG. 5 illustrates a top view thereof;

FIG. 6 illustrates a bottom view thereof; and,

FIG. 7 illustrates a back view thereof.

The broken lines shown represent unclaimed subject matter and form no part of the claimed design.

1 Claim, 5 Drawing Sheets

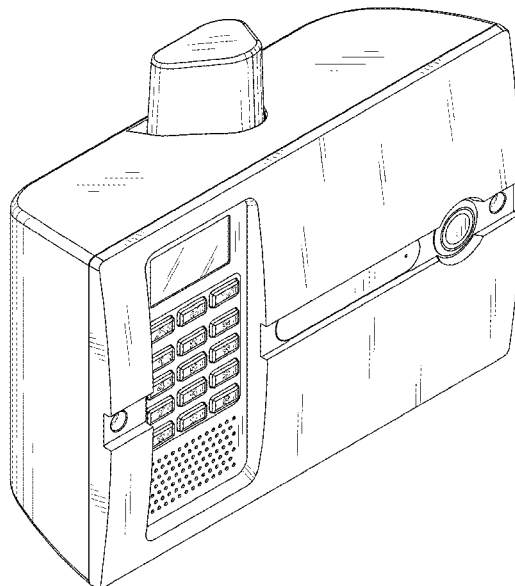


FIG. 1

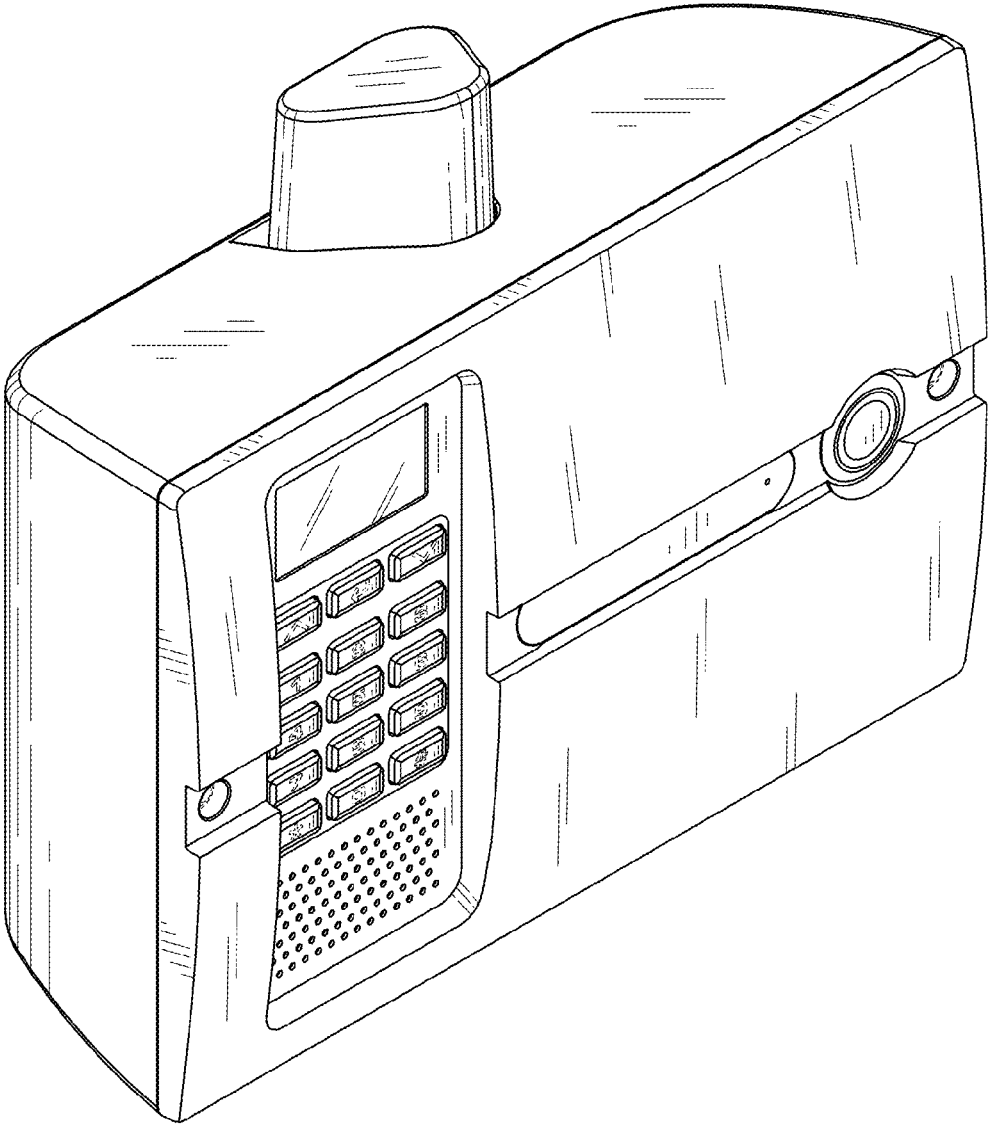
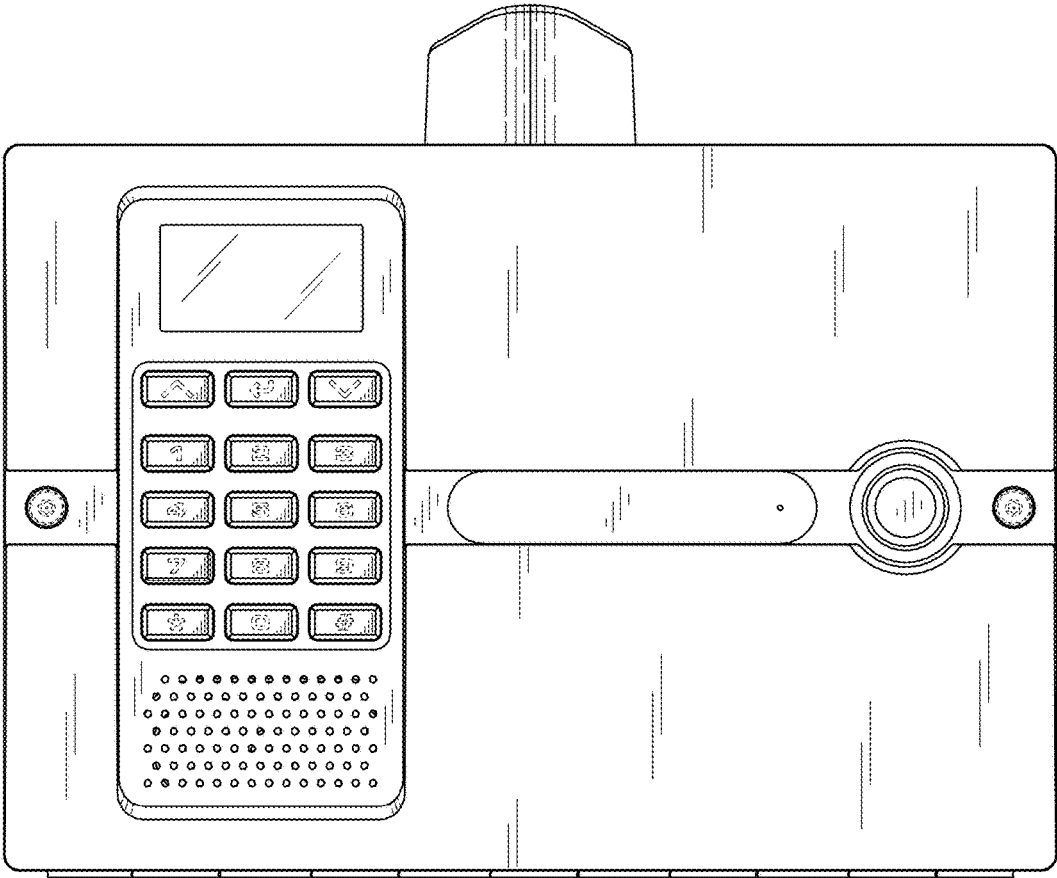


FIG. 2



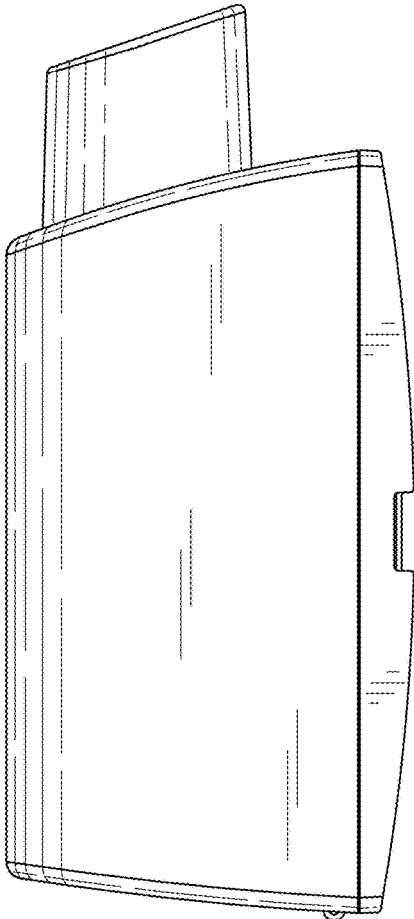


FIG. 3

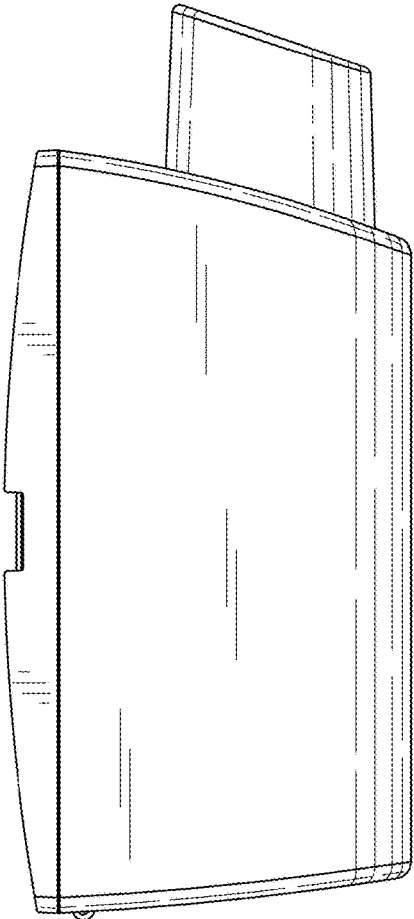


FIG. 4

FIG. 5

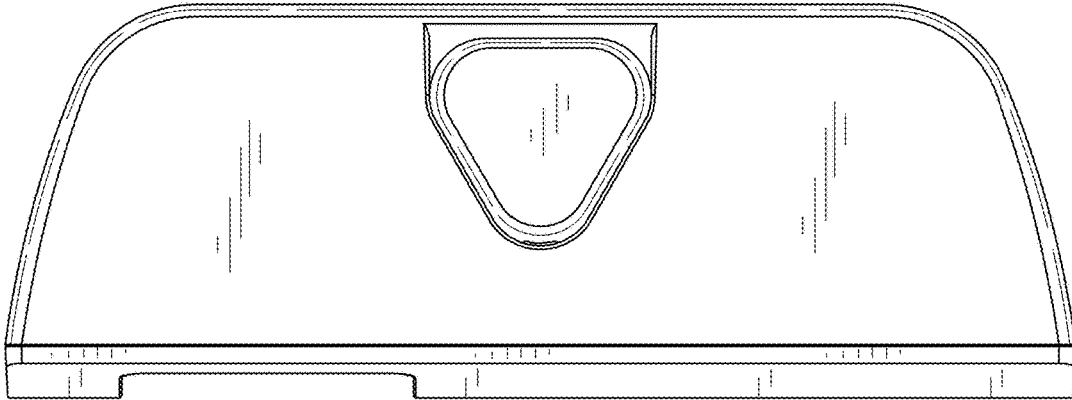


FIG. 6

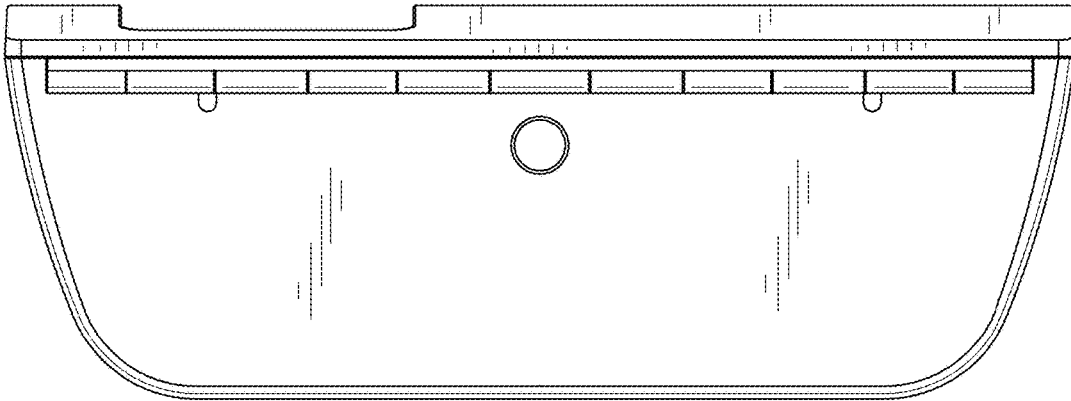


FIG. 7

